

Olympia Hospital XLow

by Haelvoet




HAELVOET NV BELGIUM
L. BEKAERTSTRAAT 8, 8770 INGELMUNSTER
T +32 (0) 51 48 66 95 F +32 (0) 51 48 73 19
INFO@HAELVOET.BE WWW.HAELVOET.BE

HAELVOET S.A.R.L. FRANCE
12, AVENUE VAN PELT, 62300 LENS
T +33 (0) 3 21 70 63 71 F + 33 (0) 3 21 76 62 67
INFO@HAELVOET.FR WWW.HAELVOET.FR

HAELVOET SA SWITZERLAND
RUE DU CRÊT-DU-LOCLE 4B, 2304 LA CHAUX-DE-FONDS
T +41 (0) 79 700 86 46 F +41 (0) 21 560 46 46
INFO@HAELVOET.CH WWW.HAELVOET.CH


HAELVOET S.R.L. ROMANIA
PARCUL INDUSTRIAL 1, 455200 JIBOU, SALAJ
T 0040 260 64 22 33 F 0040 260 64 22 55
INFO@HAELVOET.RO WWW.HAELVOET.RO

HOSPITAL - NURSING HOME FURNITURE



Olympia

XLow - a new milestone



Haelvoet nv
Edition 2014
Haelvoet reserves the right to modify the product.
Small colour deviations are possible.

001	Mattress platform • For a comfortable lying position
	You can choose between 3 different mattress platforms. The standard version is equipped with steel mattress platform profiles. The optional synthetic or solid laminate mattress platform sections (*) can be easily removed and withstand the common cleaning products.
002	Handset • Easy to use autonomously
	Functional and easy to operate manually. The handset is equipped with all functions to put the patient in his desired seating, lying or reading position. The handset is user-friendly and equipped with clear and recognizable push buttons.
003	Bed panels • A harmonious duo
	The head and foot panel can be easily removed or installed without needing any tools. The bed panels are standard equipped with bumpers that protect both the wall and the bed during any movement.
004	Cases • Optimal care
	The two cases at the head and foot of the bed can be used to install an IV rod, a lifting pole or other accessories.
005	Sideguards (*) • Safety has no price
	The Trix sideguards can be telescopically extended and offer maximum patient protection over the entire bed length.
006	CPR lever • Central and within reach
	Thanks to the CPR lever, you can manually put the backrest in a horizontal position. This lever is situated within your reach on both sides of the bed.
007	High/low system • Highly stable
	The high/low supports guarantee an excellent bed stability at all heights. The bed can be easily adjusted between ± 25 cm and ± 80 cm, which makes it easier to get in and out of the bed or to treat a patient.
008	Accessory holders • First-class functionality
	Three stainless steel accessory holders on both sides make it possible to install and use accessories very fast and easily.
009	Central brake • Activated with one single movement
	Thanks to the centrally braked castors and the ergonomic chromium-plated brake bracket, the Olympia XLow bed simplifies patient treatments by the nursing staff considerably.
010	Castors • Superb maneuverability
	High quality centrally braked design twin castors $\varnothing 125$ mm ensure a highly mobile and manoeuvrable bed.
011	Mattress holders • Fixed mattress in each position
	The backrest and footrest are equipped with 2 synthetic mattress holders.

* option

Comfort for everyone

The Olympia Hospital XLow bed is a perfect symbiosis of safety and comfort. A low bed position of ± 25 cm reduces the risk of falling, whereas the ergonomic working height of ± 80 cm guarantees efficient care.

Height adjustment: 25 - 42 - 80 cm



Sleeping position

The bed offers a sleeping position at an extra low height of **25 cm**, which reduces the risk of falling considerably.



Getting in and out of the bed

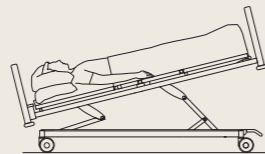
The bed stops automatically at **seat height** during a height adjustment. Thanks to this function, the patient can get in and out of the bed comfortably.



High position

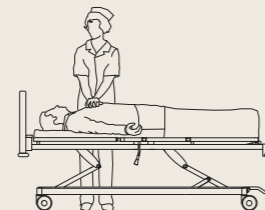
The highest position of the bed is **80 cm**. The patient can be examined and treated without straining your back.

Care positions: Trend - CPR - Relax



(Reverse) Trendelenburg position

The reverse Trendelenburg position can be activated by means of the handset, whereas the Trendelenburg position can only be used after the nursing function has been activated by means of the magnetic key.



CPR position

After the nursing function has been activated, the CPR function brings the patient in a horizontal position at a height of **72 cm**. This position is ideal for both CPR and lifesaving care.



Seating or relax position

Both the backrest and knee rest are inclined simultaneously. A reverse Trendelenburg position is activated when a relax position is chosen on the Olympia XLow bed.



- **Easy to use a patient hoist**

The bed height can be easily adjusted, which enables the use of a patient hoist. The Olympia XLow bed is therefore ideal for the nursing staff to provide efficient daily care.

- **OpenBus intelligent control box**

The **OpenBus technology** adds extra intelligence to the bed and its accessories. In the near future, OpenBus will also be able to register sensor data and pass this information to the nursing staff.

- **Under bed light**

A discreet **nightlight (*)** under the bed makes sure that the patient can find his way in a dim room, without having to disturb the other patients or nursing staff. The nightlight is activated by means of the handset with selective locking system.


- **Selective locking system**

The **handset with selective locking system** makes it possible to lock the bed functions selectively by means of a magnetic key.




The **advantages** are:

- 1 central handset to operate and lock the bed functions.
- Efficient activation by means of the handset, without straining your back.



- **Retracting backrest**

While inclining the backrest upwards, the backrest is automatically moved backwards. By doing so, pressure is relieved on the pelvis, whereas the bedsore risk is reduced considerably. Thanks to an integrated safety in the retracting backrest, there is no opening between the sideguards and the mattress platform during the inclination. This prevents the patient of getting stuck. The backrest of the Olympia Hospital XLow is also equipped with an inclination indicator.



001 Handset with selective locking system.

002 An extendible drawer (*) can be used as a blanket rack.

003 Under bed light (*)

004 A reading lamp (*) is controlled and powered by the OpenBus system, so that no extra socket is needed.

005 Magnetic key


006 Retracting backrest

* option

Safety, mobility and flexibility galore

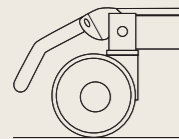
Sideguards

The **Trix sideguards** (*) consist of three siderails, offering maximum patient safety over the entire bed length. The sideguards can only be lowered by using your both hands. This safety system has been developed to prevent the sideguards from being lowered unintentionally.

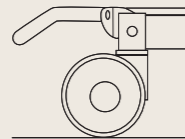


Central brake

A **chromium-plated brake bracket** activates the 4 castors simultaneously, and can be put in 3 different positions. The bed can be moved in each position, except when it has been put in the safety position (= lowest position).

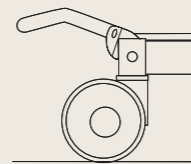


4 braked castors



4 unbraked castors

This position makes it possible to move the bed in all directions.



1 directional castor

This castor makes it easier to move the bed in a straight line.

Integrated bed extension

A hospital bed has to fulfil everybody's wishes, irrespective of the length of the patient. The **integrated bed extension** makes it possible to extend the bed with 20 cm.

When combined with the optional **footrest extension** (*), a complete mattress platform functionality is guaranteed.



007



007 The removable, perforated synthetic mattress platform sections (*) can be cleaned very quickly and efficiently.

008 The Olympia Trix sideguards (*) protect the patient over the entire bed length - even when the bed is extended - thanks to the unique telescopic system..




008

* option


Finishing and quality

HPL and solid laminate

A whole range of uni colours and wood patterns helps you to integrate the Olympia Hospital XLow bed perfectly in your institution. The Haelvoet laminate collection has a strong impact resistance and withstands scratches, light and damp. All laminate types are made in accordance with the norms DIN 53419 and EN 438.




B070 blanc megève



E021 écru



B116 beige nature



B048 bleu oslo



V014 vinyle



C062 capucine



149 gris paloma




G076 gris acier


Wood structure*




H027 hêtre de provence




E028 érable nordique




C103 chêne lavé




N056 noisetier naturel




N027 noyer vénitien




M091 merisier ambré



N003 noyer du périgord



T020 toraja wood



C132 chêne des marais



E025 érable wengé

Both the bed panels and the bedside tables can be finished with these colours.



Standard Sanitized® treatment on all Polyrey laminates and solid laminates.

Other solutions for your interior decoration are possible on request.

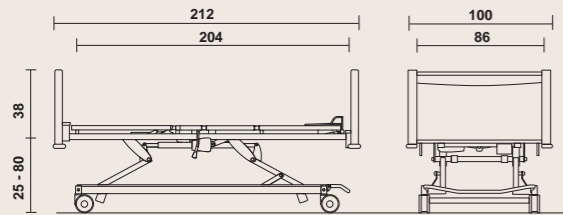


Partnership between Haelvoet and Polyrey, preferred supplier of solid laminate and HPL.

* option

Olympia Hospital XLow Summary

• Dimensions and performances



- length: 212 cm, width: 100 cm;
- height variation of the mattress platform: ± 25 cm - ± 80 cm;
- time of the height adjustment: ± 25 sec.;
- Reverse Trendelenburg adjustment up to ± 16 °;
- clearance height: 135 mm (with a mattress platform height of 42 cm)
- safe working load: 230 kg;
- mattress platform dimensions: 204 x 86 cm;
- mattress dimensions: 195 x 85 cm, thickness: 12 to 15 cm.

• Electric protection class II

The bed is standard equipped with a double-insulated control box without earthing, equipotential, quick release and battery.



Haelvoet makes sure that its excellent price-quality ratio is not at the expense of the environment. Our company considers durability – in all possible meanings – of paramount importance. All our products have a long lifespan and are delivered with a 10-year-guarantee on construction errors.



The Olympia XLow hospital bed is made in accordance with ISO 9001:2008 and complies with the European Medical Devices Directive 93/42/EEC and all other applicable European harmonised norms:

- EN 60601-1 Medical electrical equipment - Part 1: General requirements for basic safety and essential performance.
- EN 60601-1-2 Medical electrical equipment - Part 1-2: General requirements for safety and essential performance - Secondary norm: Electromagnetic compatibility - Requirements and tests.
- EN 60601-2-52 Medical electrical equipment - Part 2-52: Particular requirements for basic safety and essential performance of medical beds.
- EN ISO 14971 Application of risk management to medical devices.

	Standard		Options					
MATTRESS PLATFORM								
	• 4-section steel mattress platform	• Telescopic bed extension up to 20 cm	• 4-section mattress platform with removable synthetic sections	• 4-section mattress platform with removable solid laminate sections	• Footrest extension up to 20 cm			
CASTORS								
	• Linea twin castors ø 125 mm, centrally braked with brake bracket		• Linea twin castors ø 150 mm, centrally braked with brake bracket	• Castors ø 100 mm, centrally braked with brake bracket				
PANEL TYPE								
	• Jaro panel		• Wall spacer					
SIDEGUARDS								
			• Trix sideguards					
CONTROLS								
	• Handset with selective locking system	• Manual quick release (CPR)	• High/Low pedal	• Satellite control (FPP)	• Under bed light	• Electromechanical quick release (CPR)		
EXTRAS								
	• Equipotential connection	• 2 cases at head and foot end	• 6 stainless steel accessory hooks	• Battery with alarm signal	• Blanket rack	• Reading lamp	• Care mattresses 195 x 85 x 12 cm (CMHR foam)	• Comfort mattresses 195 x 85 x 12 cm (CMHR foam)

Accessories

The accessories we offer can be harmoniously connected with the existing cases and accessory holders. Haelvoet strongly pays attention to this, so that the accessories offer you the same top quality as our hospital beds.

001 Lifting pole	005 X-ray cassette holder
 <p>The lifting pole is made of a bent thick-walled steel tube. It is equipped with a handle and a ribbon that can be manually adjusted. An automatic roll-up system is optionally available as well.</p>	 <p>The X-ray cassette holder can be easily attached to the backrest platform section (only possible with solid laminate sections).</p>
002 IV holder for lifting pole	006 Flexible handset holder
 <p>The IV holder for the lifting pole consists of 4 hooks. It can be easily installed on the lifting pole.</p>	 <p>The flexible handset holder is within the reach of both the patient and the nursing staff. The holder is installed in a provided case.</p>
003 Traction frame	007 IV rod
 <p>The traction frame can be put in the two cases at the head of the bed, or in the panel cases at the foot. The bent steel tube is finished with a chromium layer.</p>	 <p>The IV rod consists of a fixed and a height-adjustable part. The height-adjustable part is equipped with 4 hooks and has to be tightened by means of a turning knob. The IV rod is also available in a non-adjustable version with 2 hooks.</p>
004 Name card holder	008 Monitor holder
 <p>The name card holder can be put on the bed panel. This accessory enables you to identify the patient very quickly and easily.</p>	 <p>The monitor holder is made of a steel frame and a solid laminate tablet. Dimensions of the tablet: 650 x 300 mm</p>
009 File holder	
 <p>The synthetic file holder is equipped with a paper clip. The file holder can be attached to the bed panel. The following dimensions are available:</p> <ul style="list-style-type: none"> • A4 vertical (see picture) or horizontal • A3 horizontal 	

010 Bed pan holder and oxygen bottle holder	 <p>The bed pan can be easily attached to the bed panel when it doesn't have to be used. The oxygen bottle holder consists of a strong arm and a basket made of solid steel wire. It is finished with a chromium layer. The oxygen bottle holder can be installed in one of the 2 cases at the head of the bed.</p>
011 Writing table	 <p>The writing table is fastened to the bed panel. The solid laminate tablet is equipped with a handle and can be put in three different positions.</p>
012 Raising aid	 <p>The ergonomically-designed raising aid offers optimal patient support while getting in and out of the bed. This raising aid can be installed in the standard case on the fixed mattress platform section.</p>
013 Removable footrest extension	 <p>To use the mattress platform optimally when the bed is extended, you can opt for a loose footrest extension of 20 cm that has to be put at the foot end.</p>
014 Inclination indicator on knee rest and mattress platform	 <p>The inclination indicator shows the inclination angle of the different bed positions. Is available per set of 2 pieces. Can be installed on the knee rest and mattress platform.</p>

