



# CARE SOLUTIONS

*Haelvoet bed range*



Haelvoet

# DO YOU

## 1. *One-piece sideguards* *covering the entire bed length*

One-piece sideguards offer maximum safety over three-quarters or the entire bed length.

# CHOOSE...

## 2. *Two-piece sideguards* *(optionally removable)*

Two-piece sideguards not only offer flexibility when needed, but also a lot of advantages when it comes to fall prevention, mobility and maintaining the autonomy of the residents.

# 1. ONE-PIECE SIDEGUARDS

*One-piece sideguards offer maximum safety over three-quarters or the entire bed length.*



## POLLUX

A guaranteed distance between the **two siderails** makes sure that the Pollux sideguards easily comply with the strictest standards. The sideguards can only be lowered by using your both hands. This safety system has been developed to prevent the sideguards from being lowered unintentionally. The Pollux sideguards can also be used with bed extensions, provided that an extension set is purchased.



## TRIX

The Trix sideguards consist of **three siderails**, offering maximum safety. An **integrated telescopic system** makes sure that the Trix sideguards - even when the bed is extended - cover the bed sides over the entire length. The sideguards can only be lowered by using your both hands. This safety system prevents the sideguards from being lowered unintentionally.



## ATMOSPHERE

The **Atmosphère sideguards** offer maximum patient safety in each bed position. The sideguards constitute one unit, protect the patient over 3/4 of the bed length and can be lowered by means of an easy locking mechanism.



## SIDE PANEL

When no side protection is wanted, it is possible to opt for a one-piece side panel that is **upholstered** or **coated with melamine resin**. You can choose between a **removable** or a **fixed** side panel. The choice always applies to the entire bed.



## TRIX

*telescopic system*

An **integrated telescopic system** makes sure that the Trix sideguards - even when the bed is extended - cover the bed sides over the entire length.

## 2. TWO-PIECE SIDEGUARDS

Split sideguards offer flexibility when needed, but also a lot of advantages when it comes to fall prevention, mobility and maintaining the autonomy of the residents.

### WHEN CHOOSING SPLIT SIDEGUARDS, THE BED SIDES CAN BE DIVIDED IN 4 POSITIONS.

- Positions 1 and 2 are situated on the head side (left and right).
- Positions 3 and 4 are situated on the foot side (left and right).



Each position can be protected separately



### FOR EACH POSITION, THE CHOICE BETWEEN PROTECTION OR FINISHING HAS TO BE MADE.

- You can choose between :
- Twin sideguards to protect
  - a side panel that hides the bed frame from view

Side panel or Twin sideguards

### YOU CAN CHOOSE BETWEEN REMOVABLE OR FIXED PROTECTION OR FINISHING. THIS CHOICE ALWAYS APPLIES TO THE ENTIRE BED.

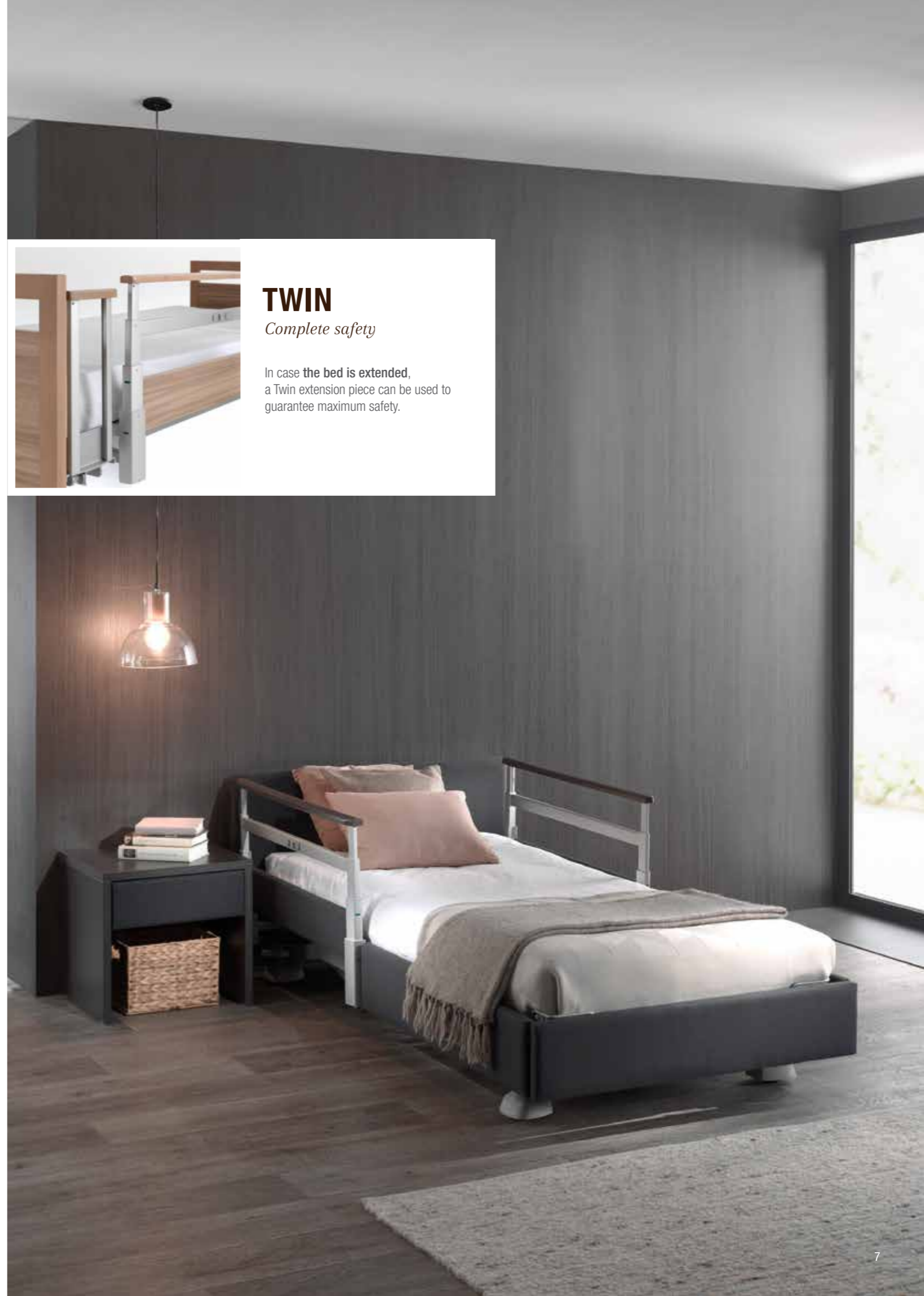
The interchangeable Twin sideguards and panels can be easily removed and replaced without needing any tools.



Fixed



Removable



### TWIN

Complete safety

In case the bed is extended, a Twin extension piece can be used to guarantee maximum safety.

# Twin sideguards

Safety and usability are of utmost importance in the Twin design.

## VISUAL CHECK

The sideguards are locked in their highest position when the green pins are visible.



## NO CLAMPING RISK

The Twin sideguards guarantee sufficient clearance in their lowest position, as described in standard IEC 60601-2-52.



## POSITIONS



Maximum protection  
(3 sections)



Position to  
enhance mobility  
(2 sections)



Support position  
(2,5 cm)



Compact position

## BUILT-IN SAFETY

Before the sideguards can be manipulated, the upper siderail has to be lifted first. This locking mechanism has been developed to prevent the sideguards from being lowered unintentionally.



# How to choose?

Go through these steps for each position.

## PROTECTION OR NO PROTECTION ?



Twin sideguards

### 01. TWIN FINISHING

The Twin sideguards can be finished with **upholstery** or a **melamine resin coating**. When used in hospitals, we recommend Twin sideguards with an **aluminium finishing**.



Twin Fabric



Twin Wood




Twin Alu with  
decor panel



Side panel

### 01. SIDE PANEL FINISHING

The side panel can be finished with **upholstery** or a **melamine resin coating**.



Panel Fabric



Panel Wood

### 02. UPPER SIDERAIL FINISHING

The upper siderail can be finished with either wood or aluminium.



Upper siderail in  
solid wood



Upper siderail in  
aluminium

### 02. FLEXIBILITY

The customer has to choose between a removable or a fixed panel version. This choice always applies to the entire bed.



Fixed



Removable

### 03. FLEXIBILITY

The customer has to choose between a removable or a fixed version of the sideguard. This choice always applies to the entire bed.



Fixed



Removable

## Frequently chosen combinations

### CONFIGURATION 1 Maximum protection



### CONFIGURATION 2 Protection at the head of the bed



**Tip:** with removable sideguards it is possible to switch to configuration 1 easily.

### CONFIGURATION 3 Maximum cosiness



**Tip:** with removable sideguards it is possible to switch to configurations 1 & 2 easily.

#### COMBINATIONS GALORE... *the choice is yours*

The extensive configuration and material possibilities make it possible to create a bed that perfectly meets your wishes and needs.

## Bed panels

Our bed structure makes it possible to choose from different bed panel types. Each panel is characterised by its clear lines and keen eye for detail.

	HIGH	MEDIUM	LOW
<i>Medium and low panels cannot be used with the Trix and Pollux sideguards</i>			
<b>Type 1: Midea</b> Standard bed panel			
<b>Type 2: Neo</b> Upholstered bed panel (fine)			
<b>Type 3: Lusso</b> Upholstered bed panel (thick)			
<b>Type 4: Eden</b> Wooden bed panel			
<b>Type 5: Puro</b> Wooden bed panel			
<b>Type 6: Felina</b> Wooden bed panel			
<b>Type 7: Valentino</b> Wooden bed panel			

#### COMBINATIONS GALORE... *the choice is yours*

The chosen side protection determines the choice of the bed panel type. The foot and head panel can be freely chosen from the above-mentioned options. Combinations of high, medium and low panels are possible as well.

# WHAT IF...

*(almost) anything was possible?*

## *Wooden finishing*

A wooden finishing gives the bed a natural and warm touch. The wood is resistant to stains and bacteria, and can be cleaned easily. Thanks to our extensive standard colour collection the bed can be fully integrated in the interior of your institute.

## *or rather upholstered*

Soft materials, such as upholstery and imitation leather increase the cosiness and offer additional possibilities to personalise the bed. The Haelvoet upholstery collection has been carefully selected and meets the highest cleaning and resistance requirements.



## The Care Solutions apply to the following Haelvoet beds



**VELINO**  
*perfect harmony*

The Velino nursing bed is a height-adjustable multifunctional column bed that maximizes both the patient comfort and the user-friendliness. The open carriage is ideal to clean the area under the bed.



**LAGO**  
*safety and comfort*

Safety and comfort go hand in hand with Lago bed. A low bed position of  $\pm 25$  cm reduces the risk of falling, whereas the ergonomic working height of  $\pm 80$  cm guarantees efficient care.



**ARTENA**  
*elegant certainty*

The Artena nursing bed is a height-adjustable bed that meets the high quality, design and functionality requirements, with which both the patient and nursing staff are confronted daily.



**OLYMPIA**  
*comfort in style*

The Olympia nursing bed: tested, durable and safe. An utmost stable high/low adjustment by means of supporting arms combined with a highly functional design make this bed an all-rounder.

## Selection of Haelvoet bedside tables



**QUADRA & ATLAS**  
*stylish and practical*

The bedside table can also have a fold-down, height-adjustable and inclinable dinner tray Livia. 6 versions available:

- **one-sided:** cupboard, open space, drawer
- **two-sided:** idem one-sided, accessible from both sides
- **with refrigerator:** refrigerator, open space, drawer
- **with high drawer:** high drawer, open space, drawer
- **low:** cupboard and drawer
- **XLow:** two drawers

The Atlas bedside table differentiates itself from the Quadra range by its rounded front styles. Fold-down, height-adjustable and inclinable dinner tray Livia as an option. Also available in 6 versions.



**COSI**  
*feels like home*

The upholstered Cosi bedside table creates a sense of unity with the bed as the materials can be fully matched.




**BASSO**  
*compact and elegant*

The Basso Care bedside table low model, is very compact and matches perfectly with the Lago bed range.

- Basso is available in different versions:
- Closed bottom or open bottom
  - Upholstered or wooden drawer
  - Drawer with or without handle





Haelvoet nv | **Belgium**  
Leon Bekaertstraat 8  
B-8770 Ingelmunster  
T +32 (0) 51 48 66 95  
F +32 (0) 51 48 73 19  
info@haelvoet.be  
www.haelvoet.be

Haelvoet bv | **The Netherlands**  
Schimminck 1  
5301 KR Zaltbommel  
T +31 (0) 88 599 05 99  
F +31 (0) 88 599 05 00  
info@haelvoet.nl  
www.haelvoet.nl

Haelvoet sarl | **France**  
130, Boulevard de la Liberté  
59000 Lille  
T +33 (0) 3 20 02 71 71  
F +33 (0) 3 20 88 18 91  
info@haelvoet.fr  
www.haelvoet.fr

Haelvoet sa | **Switzerland**  
Route de la Plaine 45  
1580 Avenches  
T +41 (0) 26 675 46 86  
F +41 (0) 21 560 46 46  
info@haelvoet.ch  
www.haelvoet.ch

Haelvoet srl | **Romania**  
Parcul Industrial Jibou 1  
455200 Jibou, Salaj  
T +40 (0) 260 64 22 33  
F +40 (0) 260 64 22 55  
info@haelvoet.ro  
www.haelvoet.ro