



CARE CHAIRS

Domus, Talo, Fero collection

CONTENT

Care chair collection

The Haelvoet care chair collection fits seamlessly in a demanding hospital, care or rehabilitation environment.

| | | | |
|--|-----------|---|-----------|
| THE STORY <i>Complete range of care chairs</i> | 03 | FERO <i>All available Fero models</i> | 18 |
| DOMUS <i>All available Domus models</i> | 04 | DOMUS, TALO AND FERO IN ACTION <i>Advantages and assets</i> | 26 |
| TALO <i>All available Talo models</i> | 12 | MATERIALS AND FINISHING <i>Ample choice</i> | 27 |



Haelvoet
Edition 2026
Haelvoet reserves the right to modify the product.
Small colour deviations are possible.

The Story

What if... anything is possible? Haelvoet offers *an exceptionally wide range of care chairs* on the market.

COMFORT AND SUPPORT

These collections have been specifically designed with a focus on comfort and support for care recipients. They provide a pleasant seating experience and are suitable for long-term use. The soft cushions and ergonomic design ensure optimal ease of use, even during long periods of sitting.



IN-HOUSE DEVELOPMENT PHILOSOPHY

Thanks to our in-house development and production, we can offer quick and flexible solutions to miscellaneous questions and wishes. Domus, Talo, and Fero all feature a contemporary design that fits in well with modern healthcare environments. The elegant contours, high-quality upholstery, and refined finish make these chairs a visually appealing choice.

Discover the world of Haelvoet care chairs and experience how much difference comfort, style and quality can make.

SUSTAINABILITY

Haelvoet strives for a **circularity** and develops all its products in a modular way. By doing so, parts can be replaced easily, which increases the product's life span.

Moreover, this modularity ensures that the product can evolve with the wishes and needs of the user.

FLEXIBILITY

In addition to these wooden care chair collections, Haelvoet also offers a complete range of metal care chairs. You can find these on our website www.haelvoet.com



DOMUS COLLECTION

Comfort in various forms

With the Domus collection, you can combine endlessly and choose between rest chairs or homely relax chairs with either electric or manual adjustment. Standing up is made easy thanks to the firm rounded armrests and the adapted seat height. The relax chairs can be optionally equipped with a “raising and sitting assist”. Together with a 2- and/or 3-seater sofa, a complete living area can be created to suit everyone’s needs.



DOMUS

Enjoy comfort

The Domus collection offers a versatile combination of comfort, functionality, and homely elegance, perfectly tailored to the needs of care environments.



soft

| | |
|-------|-----------------|
| 15032 | Domus E-move |
| 22185 | Domus Duo-line |
| 18254 | Domus Ergo-line |
| 07597 | Domus Classic |



flex

| | |
|-------|-----------------|
| 15038 | Domus E-move |
| 23000 | Domus Duo-line |
| 18251 | Domus Ergo-line |
| 08901 | Domus Classic |



soft

| | |
|-------|-----------------------|
| 22853 | Domus tilt rest chair |
| 09886 | Domus rest chair |



flex

| | |
|-------|-----------------------|
| 22876 | Domus tilt rest chair |
| 09887 | Domus rest chair |



soft

| | |
|-------|----------------|
| 08017 | Domus 1-seater |
| 08391 | Domus 2-seater |
| 09071 | Domus 3-seater |









flex

| | |
|-------|----------------|
| 09710 | Domus 1-seater |
| 10038 | Domus 2-seater |
| 10039 | Domus 3-seater |

1. RELAXMECHANISM

Choose from the different types of relax mechanisms.

| RELAX | Electric |  Asynchronous and synchronous adjustment | DOMUS E-MOVE |
|------------|----------|--|---|
| | Manual |  Asynchronous adjustment | DOMUS DUO-LINE with raising & sitting assist |
| | | | DOMUS DUO-LINE |
| | |  Synchronous adjustment | DOMUS ERGO-LINE with raising & sitting assist |
| | | | DOMUS ERGO-LINE |
| REST CHAIR | |  Multi-position adjustment | DOMUS CLASSIC with raising & sitting assist |
| | | | DOMUS CLASSIC |
| | |  Only backrest adjustment | DOMUS WITH RECLINABLE BACKREST |
| REST CHAIR | Fixed |  | DOMUS REST CHAIR without legrest |
| | | | DOMUS CLUB 1-seater, 2-seater and 3-seater without legrest |

2. WOODEN LEGS OR CASTORS

Depending on the chair's intended use, various legs and castors are available.

SOFT COLLECTION



Wooden legs

The elegant wooden legs give the care chair a warm, homely look that combines comfort and style.



Hidden castors Ø 50 mm (without brake bracket)

The centrally braked castors, concealed within the wooden legs, are ideal for multifunctional use. The chair is easy to move for maintenance or cleaning, but is not intended for transporting residents.

FLEX COLLECTION



High wooden legs with optional auxiliary wheels at the back

High wooden legs and auxiliary wheels at the back give the chair a stylish and functional finishing touch.



Castors Ø 65 mm with separate brake

This makes it possible to activate the brake mechanisms of all four castors separately.



Castors Ø 100 mm with separate brake and optional footrest

Since each castor can be braked individually, the chair is safe for transporting residents when the optional footrest is used.

3. ARMRESTS



FLEX ARMRESTS

The flex armrests of the Domus collection are **± 4 cm wide**. The slim design offers a high degree of comfort and flexibility.



SOFT ARMRESTS

The soft armrests of the Domus collection are **± 12 cm wide**, providing an optimal surface for comfortable support.



With flex armrests on the Domus relax chair, you can opt for wooden ergonomic armrests or optional synthetic armrests.

The ergonomic armrests can be optionally equipped with removable covers.

4. RAISING & SITTING ASSIST



RAISING & SITTING ASSIST

Makes sitting and getting up easier

The Domus Classic, Ergo-line and the Duo-line chairs can be optionally equipped with a "raising & sitting assist" that can be easily activated by means of an additional lever.

The supporting and highly ergonomic movement of the seat makes both sitting and getting up easier.

DOMUS club

The Domus Club collection makes ample combinations possible. Standing up is no problem, thanks to the firm, rounded armrests and the adapted seat height.



Together with a 2-seater and/or 3-seater sofa, a complete resting area can be created in accordance with everyone's needs. The chairs are available in a Soft or Flex finishing. For each type, different widths are possible: Soft 1-seater (76 cm), 2-seater (146 cm), 3-seater (196 cm) and Flex 1-seater (62 cm), 2-seater (132 cm), 3-seater (182 cm).

DOMUS sofa bed

The Domus sofa bed is primarily a cosy sofa. However, this functional duo product combines two applications: it is comfortable to sit in during the day, whereas at night, it is perfect for a good night's sleep.

The Domus sofa bed is not only space-saving, but also very hospitable. Thanks to its clever design, this sofa comes in handy in a maternity ward, for example, when the partner wants to spend the night in complete comfort and close to the mother. This creates a warm, homely atmosphere in a place where being there makes all the difference.

User-friendly

Folding and unfolding the bed can be done fast and easily in 3 movements. A fire-retardant mattress is included. The Domus sofa bed is available in a small version (width: 90 cm) and a medium version (width: 100 cm).



Domus overview and options



Wooden or synthetic (black) ergonomic armrests



Ergonomic armrests with removable upholstery



Visco-elastic seat



Lateral headrests



Adjustable and removable head/neck cushion



Removable headrest



Restraint bracket



Dinner tray attachment (under the ergonomic armrests)



Elice dinner tray (combined with the dinner tray attachment)



Abduction block (to be installed under the Elice dinner tray)



Anatomical reduction cushion and legrest reduction cushion



IV rod and case for IV rod Ø 19 mm



Synthetic push bar (standard with castors Ø 100 mm)



Footrest (only with castors Ø 100 mm)

TALO COLLECTION

Sitting comfortably

Talo stands for comfort, ease of use, and refined design crafted from solid wood. With a wide range of relax mechanisms, from manual to electric, Talo offers a tailored solution for every user and care environment. Each model combines ergonomics with aesthetics and effortlessly supports a relaxed sitting position. Talo is the perfect choice for those seeking to combine comfort and functionality.



TALO

Enjoy the comfort

Talo combines refined design with ergonomic comfort and offers flexible relax solutions that are tailored to every care environment.



relax chair

- | | |
|-------|----------------|
| 23006 | Talo E-move |
| 23005 | Talo Duo-line |
| 22671 | Talo Ergo-line |
| 12901 | Talo Classic |



rest chair

- | | |
|-------|----------------------|
| 15237 | Talo tilt rest chair |
| 15229 | Talo rest chair |

SHAPE OF THE BACKREST

Excellent comfort

The backrest shell has been especially designed for the Domus, Talo, and Fero chairs and follows the shape of the human spine (S-shape). The backrest provides **exceptional support** for the lower back as well as the shoulders.

An additional neck cushion is available, but not necessary.

GOOD PRESSURE DISTRIBUTION

Optimal support







Fire-retardant foam in two densities guarantees a good pressure distribution and excellent backrest support.

1. Middle: 25kg/m³
2. Sides: 45kg/m³



1. RELAX MECHANISM

Choose from the different relax mechanism types.

| | | | |
|-------|---|--|---|
| RELAX | Electric |  Asynchronous and synchronous adjustment | TALO E-MOVE |
| | Manual |  Asynchronous adjustment | TALO DUO-LINE with raising & sitting assist |
| | |  Synchronous adjustment | TALO DUO-LINE |
| | | | TALO ERGO-LINE with raising & sitting assist |
| | | | TALO ERGO-LINE |
| | |  Multi-position adjustment | TALO CLASSIC with raising & sitting assist |
| | TALO CLASSIC | | |
| |  Only backrest adjustment | | TALO WITH RECLINABLE BACKREST without legrest |
| | REST CHAIR | Fixed |  TALO REST CHAIR without legrest |

2. WOODEN LEGS OR CASTORS

Depending on the chair's intended use, various legs and castors are available.

WOODEN LEGS



Wooden legs

The support with solid beech wood legs and rounded corners provides stability, elegance, and a warm look.

CASTORS



Integrated auxiliary wheels

The integrated auxiliary wheels in the back legs make it easier to move the chair in the room. The chair is easy to move for maintenance or cleaning, but the wheels are not intended for transporting residents.



Castors Ø 100 mm with optional footrest

The castors make it possible to brake each castor separately, making the chair safe for transporting residents when it is equipped with the optional footrest.

3. RAISING & SITTING ASSIST



RAISING & SITTING ASSIST

Makes sitting and getting up easier

The Talo Classic, Ergo-line and Duo-line chair can be optionally equipped with a "raising & sitting" assist that can be easily activated by means of an additional lever.

The supporting and highly ergonomic movement of the seat makes both sitting and getting up easier.

Talo overview and options



Dinner tray attachment



Elice dinner tray (combined with the dinner tray attachment)



Abduction block (to be installed under the dinner tray)



Footrest (with castors Ø 100 mm)



Closed sides



Restraint bracket



Accessory hooks or DIN rail



Dinner tray attachment



Document or paper roll holder (combined with dinner tray attachment)



Adjustable and removable head/neck cushion



Lateral headrests



Removable headrest



Visco-elastic seat



Anatomical reduction cushion



Legrest reduction cushion



IV rod and case for IV rod Ø 19 and 32 mm

Cf. additional options for Talo on p. 24-25: manually adjustable legrest (only with Talo Ergo-line), semi-upholstered armrests, locking of activation mechanism (only with Talo Ergo-line and Duo-line).

FERO COLLECTION

Comfort and care in perfect

The Fero relax chair is fully tailored to the needs of the user and offers exceptional support. Every Fero chair is made of high-quality materials and guarantees an optimal user experience. The Fero collection combines durability with timeless design.



FERO COLLECTION

Timeless comfort with maximum support

The Fero relax chair is fully tailored to the needs of the user and offers exceptional support. Every Fero chair is made of high-quality materials and guarantees an optimal user experience. The Fero collection combines durability with timeless design.



lowerable armrests

| | |
|-------|----------------|
| 18827 | Fero E-move |
| 23002 | Fero Duo-line |
| 04972 | Fero Ergo-line |
| 07597 | Fero Classic |



fixed armrests

| | |
|-------|----------------|
| 13605 | Fero E-move |
| 23001 | Fero Duo-line |
| 04208 | Fero Ergo-line |
| 07579 | Fero Classic |











rest chair

| | |
|-------|----------------------|
| 05562 | Fero tilt rest chair |
| 04738 | Fero rest chair |



1. RELAX MECHANISM

Choose from the different relax mechanism types.

| | | | |
|------------|----------|--|--|
| RELAX | Electric |  Asynchronous and synchronous adjustment | FERO E-MOVE |
| | Manual |  Asynchronous adjustment | FERO DUO-LINE with raising & sitting assist |
| | |  Synchronous adjustment | FERO DUO-LINE |
| | |  Multi-position adjustment | FERO ERGO-LINE with raising & sitting assist |
| | |  Multi-position adjustment | FERO ERGO-LINE |
| | |  Only backrest adjustment | FERO CLASSIC with raising & sitting assist |
| | | | FERO CLASSIC |
| | |  Only backrest adjustment | FERO WITH RECLINABLE BACKREST without legrest |
| REST CHAIR | Fixed |  | FERO REST CHAIR without legrest |

2. WOODEN LEGS OR CASTORS

Depending on the chair's intended use, various legs and castors are available.

| | | FERO E-MOVE, ERGO-LINE, DUO-LINE AND CLASSIC | | FERO (RECLINABLE) REST CHAIR |
|---|---|--|----------------|------------------------------|
| | | Lowerable armrests | Fixed armrests | Fixed armrests |
| Wooden legs |  | × | ○ | ○ |
| Integrated wheels in the back legs |  | × | ○ | ○ |
| Twin castors Ø 100 mm with separate brake (and optional directional castor) |  | × | ○(*) | ○(**) |
| Castors Ø 125 mm centrally braked with directional lock |  | ○ | × | × |

(*) option: with footrest, (**) footrest not possible

○ Possible × Not possible

3. ARMRESTS



FIXED ARMRESTS

The ergonomic armrests constitute a single unit with the legs and provide optimal and stable support when getting in and out of the chair. The armrests can be optionally equipped with a dinner tray attachment.



LOWERABLE ARMRESTS

Lowerable in 3 positions. The lowest position is at the same level of the seat, which simplifies a horizontal patient transfer. The armrests are standard equipped with a dinner tray attachment at the bottom.

4. RAISING & SITTING ASSIST



RAISING & SITTING ASSIST

Makes sitting and getting up easier

The Fero Classic, Ergo-line and Duo-line chair can be optionally equipped with a "raising & sitting" assist that can be easily activated by means of an additional lever.

The supporting and highly ergonomic movement of the seat makes both sitting and getting up easier.

Fero overview and options



Dinner tray attachment



Elice dinner tray (combined with dinner tray attachment)



Abduction block (to be installed under the dinner tray)



Dinner tray holder



Manually adjustable legrest (with Fero Ergo-line)



Double design brake pedal (with a version with lowerable armrests)



Lateral headrests



Adjustable and removable head/neck cushion



Removable headrests



Document holder (combined with dinner tray holder)



Paper roll holder (combined with dinner tray holder)



Restraint bracket



Accessory hooks



Swivelling broadened armrests (with a version with lowerable armrests)



Removable armrest upholstery



Semi-upholstered armrests



Upholstered lateral sides (with a version with fixed armrests)



Visco-elastic seat



Anatomical reduction cushion



Locking of the activation mechanism (with Fero Ergo-line and Duo-line)



DIN rail



IV rod and case for IV rod Ø 19 and 32 mm



Legrest reduction cushion



Haelvoet makes sure that its excellent price-quality ratio is not at the expense of the environment. Our company considers durability - in all possible meanings - of paramount importance. All our products have a long lifespan and are delivered with a 15-year-guarantee on construction errors.

The Domus, Talo and Fero chairs are made in accordance with ISO 9001:2015 and ISO 13485:2016 and comply with all essential health and safety requirements and all other applicable European norms:

EN 16139 Furniture - Strength, durability and safety - Requirements for non-domestic seating.

EN 1728 Furniture - Seating - Test methods for the determination of strength and durability.

EN ISO 14971 Application of risk management to medical devices.

The Domus, Talo, Fero E-move chairs comply with the European Medical Device Regulation EU 2017/745, and all other applicable European norms:

EN 60601-1 Medical electrical equipment - Part 1: General requirements for basic safety and essential performance.

EN 60601-1-2 Medical electrical equipment - Part 1-2: General requirements for safety and essential performance - Secondary norm: Electromagnetic compatibility - Requirements and tests.

EN ISO 14971 Application of risk management to medical devices.



DOMUS, TALO EN FERRO

in action

TELESCOPIC LEGREST

The legrests of the E-Move, Duo-line and Classic versions of the Domus, Talo and Fero relax chairs are **lengthened by 70 mm** when inclined. Thanks to this function, the legs are optimally supported. It also eliminates wrinkles near or in the hollow of the knee that could further develop into decubitus.

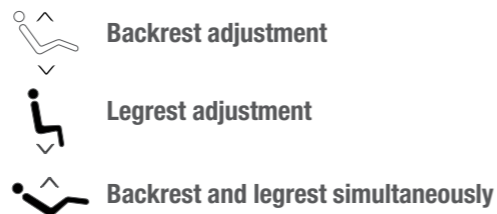


RAISING & SITTING ASSIST

Both the Classic, the Ergo-line and the Duo-line versions of the Domus, Talo and Fero relax chairs can be optionally equipped with a “raising & sitting assist” that can be easily activated by means of an additional lever. **The supporting and highly ergonomic movement of the seat makes both sitting and getting up easier.**

DOMUS, TALO AND FERRO E-MOVE

The Domus, Talo and Fero E-move are equipped with an electrically adjustable backrest and legrest adjustment, which is easy to activate by means of an optional **intuitive handset**. These functions can be adjusted both separately and simultaneously.



An optional **Li-ion battery (*)** enables the chair to operate autonomously. Thanks to this, the chair can be used in every situation without needing electricity nearby.

The handset can be stored on the right side of the chair (optionally on both sides, except for Domus). A flexible handset holder (*) is also possible.

Materials and finishing

Thanks to the ample choice in colours, the Domus, Talo or Fero chairs chair can be fully integrated in your interior.

Haelvoet Home Collection imitation leather



sandstone
code 960



sepia brown
code 962



camel
code 985



brick red
code 980



olive green
code 990



stormy blue
code 950



deep sea blue
code 954



midnight blue
code 952




concrete grey
code 970



graphite grey
code 972



espresso brown
code 964



charcoal black
code 975

FIRE-RETARDANT Foam and upholstery



The quality foam of the Haelvoet products is **standard fire-retardant to the very core**, just like our wide range of imitation leather. Min. class: M2 (NFP 92.503) or BS5852 + CRIB 5. The foam and upholstery comply with EN1021-1 and EN1022-2. Choosing a Haelvoet product is choosing a safe product.

Optional: choice from different price categories.

Upholstery possibilities

The Haelvoet Home collection offers 12 selected colours for imitation leather. If needed, customer-specific solutions are possible for the total decoration of your care environment. All of our upholstery possibilities meet the specific demands of the care sector.

Solid wood



nature varnish
code 25



white varnish *
code 121



washed oak *
code 170



ash monreale *
code 061



havana *
code 056



puce dark oak *
code 020



wengé *
code 125




cashmere*
code 149



white mat lacquer *
code 300

* Optional stained colours

Wood is a natural product, small colour deviations are possible.



Haelvoet nv | Belgium

Leon Bekaertstraat 8
B-8770 Ingelmunster
T +32 (0) 51 48 66 95

info@haelvoet.be
www.haelvoet.be

Haelvoet bv | The Netherlands

Schimminck 1
5301 KR Zaltbommel
T +31 (0) 88 599 05 99
F +31 (0) 88 599 05 00

info@haelvoet.nl
www.haelvoet.nl

Haelvoet sarl | France

130, Boulevard de la Liberté
59000 Lille
T +33 (0) 3 20 02 71 71
F +33 (0) 3 20 88 18 91

info@haelvoet.fr
www.haelvoet.fr

Haelvoet sa | Switzerland

Route de la Plaine 45
1580 Avenches
T +41 (0) 26 675 46 86
F +41 (0) 21 560 46 46

info@haelvoet.ch
www.haelvoet.ch

Haelvoet srl | Romania

Parcul Industrial Jibou 1
455200 Jibou, Salaj
T +40 (0) 260 64 22 33
F +40 (0) 260 64 22 55

info@haelvoet.ro
www.haelvoet.ro